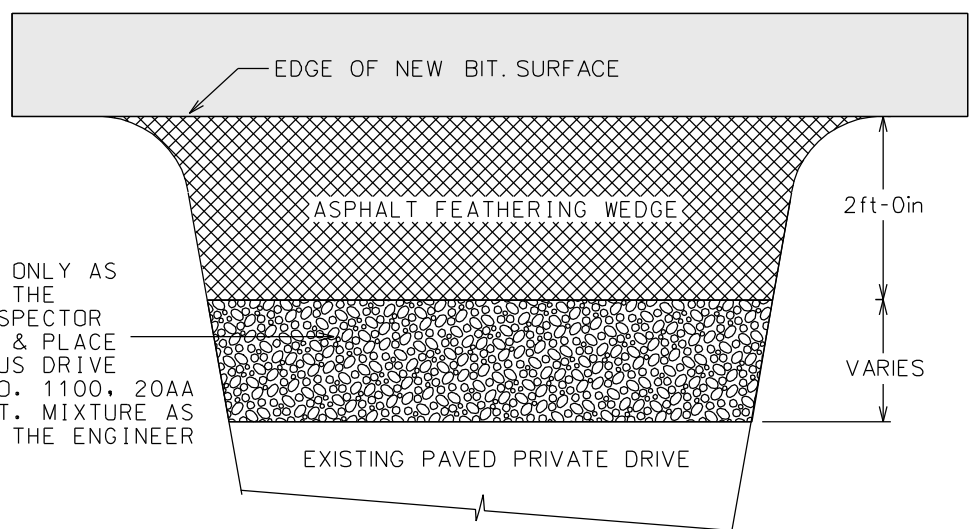
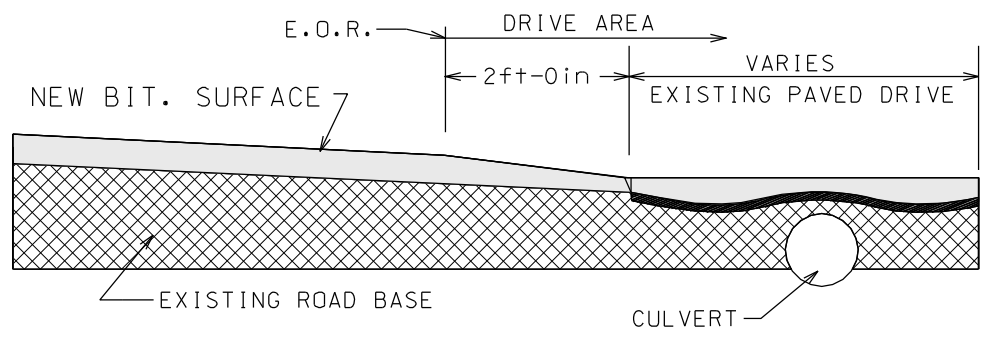


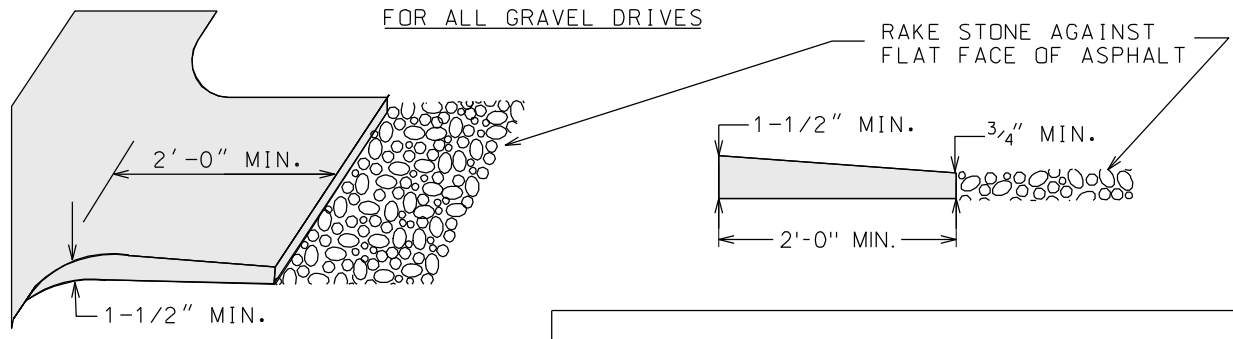
TO BE PAVED ONLY AS DIRECTED BY THE ENGINEER/INSPECTOR
 RAKE GRAVEL & PLACE 3" BITUMINOUS DRIVE APPROACH, NO. 1100, 20AA OR OTHER BIT. MIXTURE AS DIRECTED BY THE ENGINEER



PAVED DRIVE WITH HEADED CULVERT



FOR ALL GRAVEL DRIVES



P	P			
O	O			
N	N			
M	M			
L	L			
K	K			
J	J			
I	I			
H	H			
G	G			
F	F			
E	E			
D	D			
C	C			
B	B			
A	A			
NOTES		SAP	PT	5/14
DESCRIPTION		DRW	CHK	DATE
REVISIONS				

**CITY OF SOUTHFIELD
STANDARD DETAIL**

TYPICAL DRIVEWAY TREATMENT

ISSUE: 2000	SD#: BR-5
SHEET: 1 OF 1	SCALE: N.T.S.

