

# Southfield

A community you can LIVE in!

Southfield "The Center of It All" is an international city. You will find 140 Fortune 500 companies located in this growing community of 8,600 businesses. Perfectly situated between Michigan's major expressways and only 20 minutes from Metro Airport and downtown Detroit, Southfield appeals to Michigan's leading professional and commercial enterprises and leads Oakland County in foreign investment firms. Twenty-five percent of Oakland County's international firms and half of all Japanese companies are located in Southfield. Family living is the foundation of this community with a variety of desirable homes tucked away with easy access to expressways and office centers. Community pride is reflected in the neighborhoods, condominium groups and apartment complexes that enjoy Southfield's cosmopolitan atmosphere and central location.

## Local Government

### Mayor

Brenda Lawrence (248) 796-5100

### Administrator

James G. Scharret (248) 796-5110

### Clerk

Nancy L.M. Banks (248) 796-5150

[www.cityofsouthfield.com/](http://www.cityofsouthfield.com/)

## Public School Enrollment

Does not include public school academies

School District	Year	Enrollment
Birmingham	2008 - 2009	8,095
Oak Park	2008 - 2009	3,784
Southfield	2008 - 2009	8,805

## 2009 Tax Rates

School District	Homestead	Non Homestead
Birmingham	\$44.01	\$53.53
Oak Park	\$39.60	\$57.60
Southfield	\$51.88	\$52.89

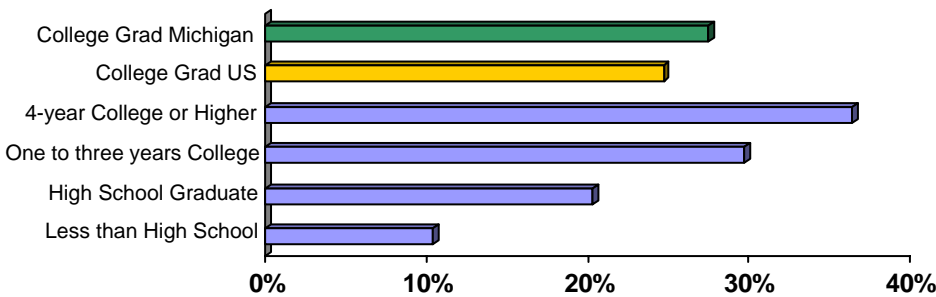
## Private Schools

Akiva Hebrew Day School, Eagles Nest Montessori, Faith Christian, North Star Academy, St. Bede Catholic, St. Michael Catholic, Southfield Christian, Yeshiva Beth Yehudah, Yeshiva Darchei Torah, Ptach Michigan Chapter Inc, Academy of Detroit-North, AGBU Alex & Marie Manoogian School, Meer Early Childhood Center, Victory Learning Center

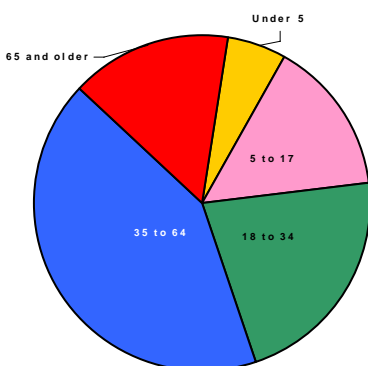
## Colleges and Universities

Lawrence Technical University, Oakland Community College, Siena Heights University, University Of Phoenix (Oakland), Cleary College, National Institute of Technology, Cornerstone University

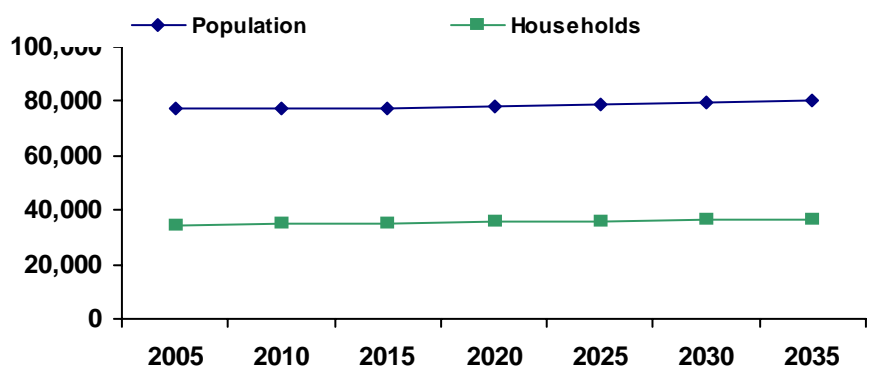
## Educational Attainment of People Over 25 Years of Age



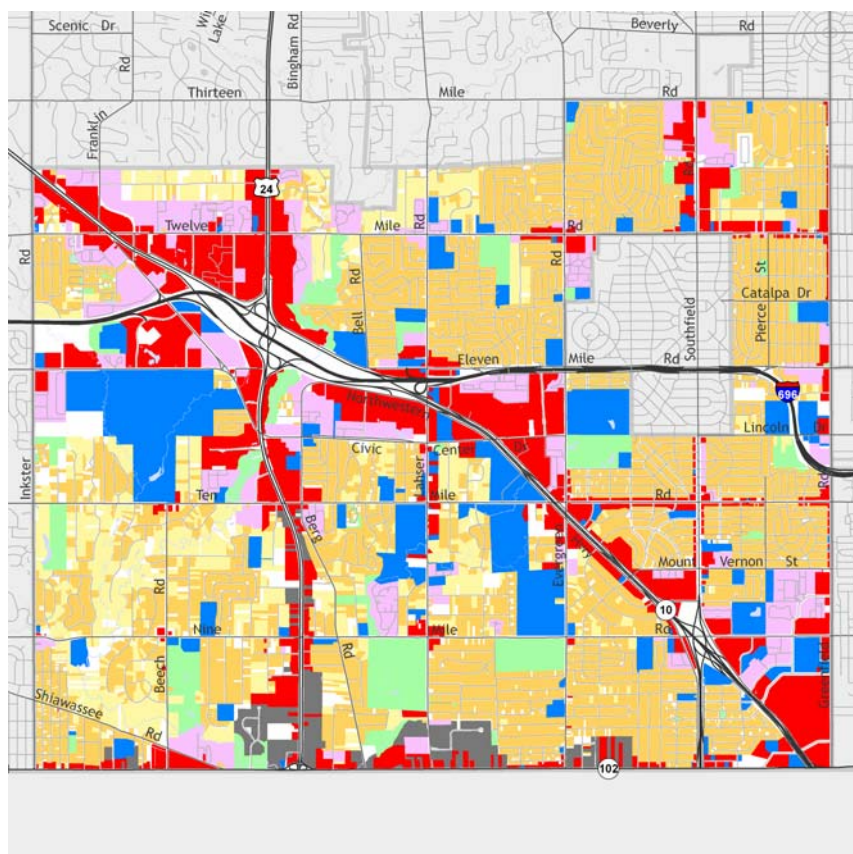
## Population by Age



## Population and Household Growth

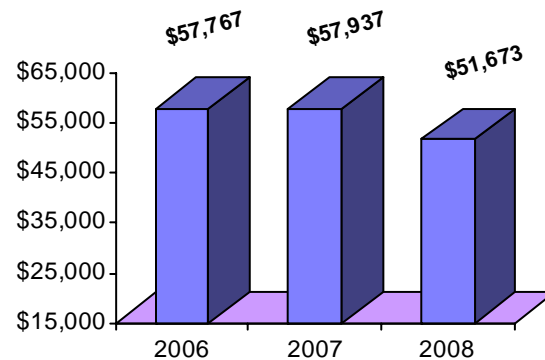


## Southfield



The information provided has been compiled from recorded deeds, plats, tax maps, surveys, and other public records. It is not a legally recorded map or survey and is not intended to be used as one. For more detailed land use information, go to <http://www.oakgov.com/luz>

## Median Household Income



Source: Claritas

## Housing Sales

2010 # of Sales	397
2010 Median Sales \$	\$52,500
2010 Avg DOM	83
2009 # of Sales	2,802
2009 Median Sale \$	\$45,000
2009 Avg DOM	101
2008 # of Sales	1,021
2008 Median Sale \$	\$66,000
2008 Avg DOM	120

Realcomp (2010 through April only)

## Top Employers

Rank	Company Name	Industry
1	Providence Medical Centers	General medical and surgical hospitals
2	Blue Cross Blue Shield of Michigan	Hospital and medical service plans
3	Southfield Public School District	Primary and secondary education
4	DENSO	Motor vehicle parts and accessories
5	Federal-Mogul Corporation	Motor vehicle parts and accessories
6	Lawrence Technological University	Colleges and universities
7	City of Southfield	Government services
8	Blue Care Network	Group health plan
9	Plante Moran	Accounting, auditing, and bookkeeping
10	W. B. Doner & Company	Advertising agency
11	Rsig Security, Inc.	Detective and armored car services

## Manufactured Housing

Year	# of Parks	# of Units
2005	3	775
2007	1	205
2003	3	775

Source: SEMCOG

